

French Door Refrigerator

EW23BC85K S

Featuring Wave-Touch® Electronic Controls



Perfect Temp® Drawer

Features nine preset selections including White/Sparkling Wine, Fish/Shellfish, Snacks and Chilled Beer, plus three customizable "My Favorites," giving you an array of choices to store or serve whatever you want at the ideal temperature.



Most Usable Capacity¹

Most usable space inside, same space on the outside, so you'll have space for everything from party platters and beverages to kids' snacks and juice boxes.



Wave-Touch® Controls

One simple touch and the control panel activates. After you make your choices, options will fade away, returning to an uncluttered display.



Luxury-Design® Glass Shelves

All-glass shelves crafted for exceptional beauty and function.

23 CU. FT. COUNTER-DEPTH FRENCH DOOR REFRIGERATORS

Capacities

Total Capacity	22.6 Cu. Ft.
Fresh Food Volume	15.70 Cu. Ft.
Freezer Volume	6.89 Cu. Ft.
Total Shelf Area	24.69 Sq. Ft.
Fresh Food Shelf Area	18.09 Sq. Ft.
Freezer Shelf Area	6.60 Sq. Ft.

Exterior

Signature Soft-Arc Door and Handle Design	Yes
Electronic Controls	Wave-Touch®
Hidden Hinge Door Design	Yes
Ice/Water Dispenser	Yes
Perfect Set® Temperature Control System and Display	Yes
Crushed/Cubes/Water	Yes/Yes/Yes
Air and Water Filter Indicator/Reset	Yes
Ice Maker On/Off	Yes
Fast Freeze™	Yes
Lock/Dispenser Light Control	Yes/Yes

Fresh Food Conveniences

PureAdvantage® Water & Ice	Yes
PureAdvantage® Air Filtration/Water Filter Location	Yes/Bottom Left
Temp Alarm System/Door Ajar Alarm	Yes/Yes
Power Failure Alarm	Yes
Glass Shelves	Luxury-Design® Lift-Off, 1 Quarter Width, 3 Half Width
Humidity-Controlled Left Crisper	Luxury-Close™
Humidity-Controlled Right Crisper	Luxury-Close™
Perfect Temp® Drawer	Luxury-Close™
Cool Zone™ Drawer	
Wine and Beverage Mat	Yes
Dispenser Bin	Yes
Clear Gallon Door Bins (Adjustable)	1
Clear 2-Liter Door Bins (Adjustable/Removable)	1/1
Clear 1/2-Gallon Door Bins	
Clear Condiment Bin	1
Clear Dairy Door	
Tilt-Out Can Racks	2
Luxury-Design® LED Ramp-Up Multilevel Lighting	Yes
Automatic Ice Maker	Yes

Freezer Conveniences

Automatic Ice Maker (Second Ice Maker)	Yes
Self-Closing Drawer	Yes
Sliding Freezer Baskets	2 Luxury-Glide® (1 Deep Plastic w/Divider)
Soft Freeze™ Bin/Pizza Bin	Yes/No
Tilt-Out Door Racks/Plastic Basket Tray	
Luxury-Design® LED Ramp-Up Multilevel Lighting	Yes

Additional Features

ENERGY STAR®	Yes
Sabbath Mode (Star-K® Certified)	Yes

Specifications

Color –	
Stainless Steel	S
Product Dimensions –	
Height (with Hinges and 3/8" Rollers)	69-1/2"
Cabinet Width/Door Width	35-5/8"/36"
Depth (to Center of Arc)	28-3/16"
Depth (to Center of Arc)	42-9/16"
(with Drawer Fully Extended Including Handle)	45-7/8"
Power Supply Connection Location	Right Bottom Rear
Water Inlet Location	Left Bottom Rear
Voltage Rating	120V/60 Hz/15 or 20A
Connected Load (kW Rating) @ 120 Volts ²	1.02
Minimum Circuit Required (Amps)	15
Shipping Weight (Approx.)	350 Lbs.

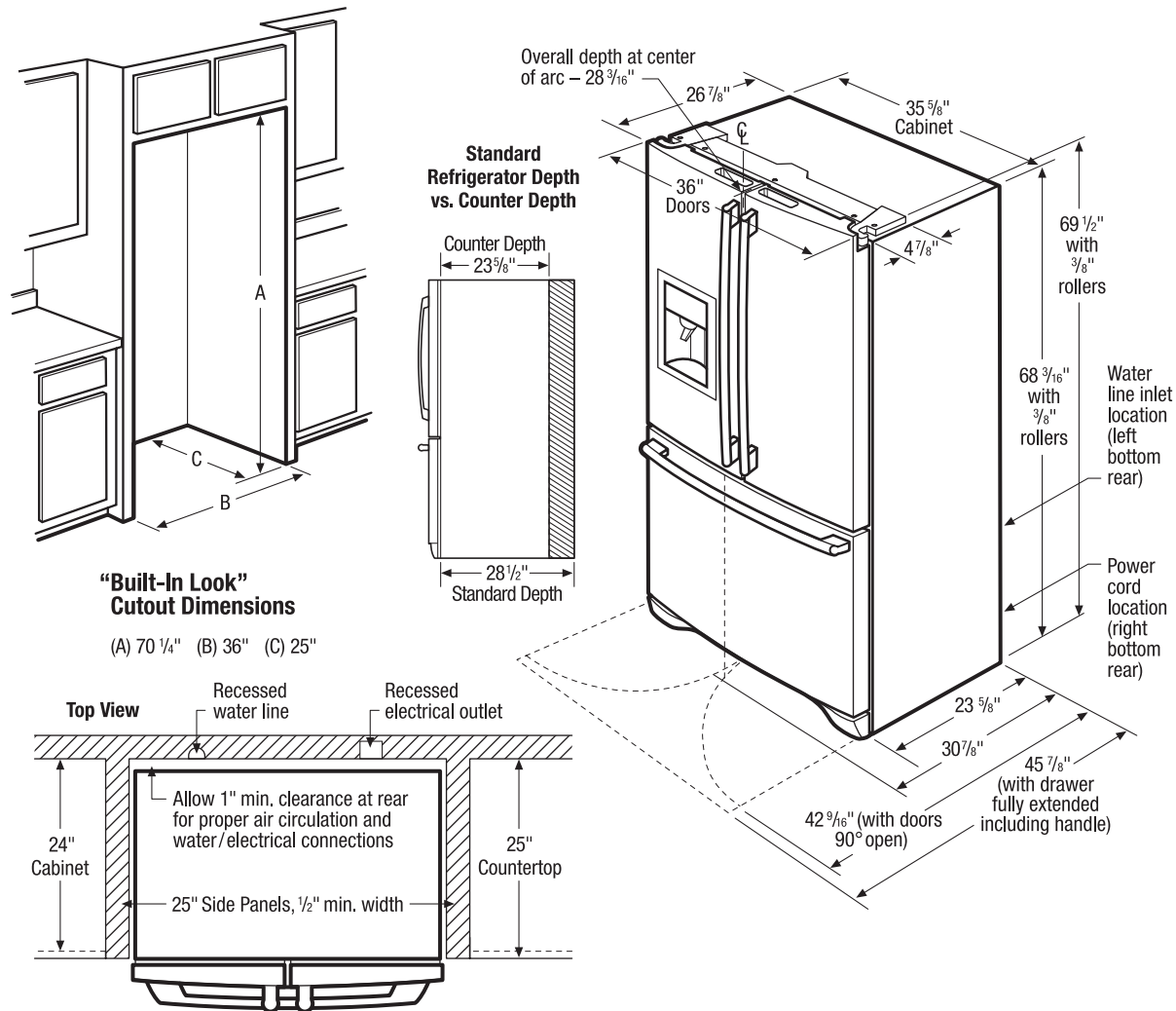
²An electrical supply with grounded three-prong receptacle is required. The power supply circuit must be installed in accordance with current edition of National Electrical Code (NFPA 70) and local codes & ordinances.

NOTE: Always consult local and national electric & plumbing codes. Refer to Product Installation Guide for detailed installation instructions on the web at electroluxappliances.com. Specifications subject to change.

¹As compared to other French Door Counter-Depth models.

French Door Refrigerator

EW23BC85K S



Counter-Depth French Door Refrigerator Specifications

- Product Weight – 345 Lbs.
- An electrical supply with grounded three-prong receptacle is required. The power supply circuit must be installed in accordance with current edition of National Electrical Code (NFPA 70) and local codes & ordinances.
- Voltage Rating – 120V/60 Hz/15 or 20 Amps
- Connected Load (kW Rating) @ 120 Volts = 1.02 kW
- Amps @ 120 Volts = 8.5 Amps
- Always consult local and national electric & plumbing codes.
- Floor should be level surface of hard material, capable of supporting fully loaded refrigerator.
- When installing refrigerator adjacent to wall, cabinet or other appliance that extends beyond front edge of unit, 20" minimum clearance recommended to allow for optimum 120° to 180° door swing, providing complete drawer/crisper access and removal. (*Absolute 4-1/2" minimum clearance will ONLY allow for 90° door swing which will provide drawer/crisper access with restricted removal.*)
- To ensure optimum performance, avoid installing in direct sunlight or close proximity to range, dishwasher or other heat source.

- For proper ventilation, front grille MUST remain unobstructed.
- Recess electrical outlet when possible.
- Water recess on rear wall recommended to prevent water line damage.
- Water Pressure – Cold water line must provide between 30 and 100 pounds per square inch (psi).
- Copper tubing with 1/4" O.D. recommended for water supply line with length equal to distance from rear of unit to household water supply line plus 7 additional feet. Optional Water Supply Installation Kits available.
- Adjustable front rollers to assist with door alignment.

"Built-In Look" Specifications

- Minimum opening of 70-1/4" H x 36" W x 25" D required to allow for ease of installation, proper air circulation, and plumbing/electrical connections.
- Remove all wall/floor molding prior to installation.

Note: For planning purposes only. Refer to Product Installation Guide on the web at electroluxappliances.com for detailed instructions.

Electrolux Major Appliances, N.A.

USA • 10200 David Taylor Drive • Charlotte, NC 28262 • 1-877-4electrolux (1-877-435-3287) • electroluxappliances.com
 CANADA • 5855 Terry Fox Way • Mississauga, ON L5V 3E4 • 1-800-265-8352 • electroluxappliances.ca

EW23BC85K 04/12

© 2012 Electrolux Home Products, Inc.



High standards of quality at Electrolux Home Products, Inc. mean we are constantly working to improve our products. We reserve the right to change specifications or discontinue models without notice.

General Installation Guidelines

For Installation with French Door Refrigerator



Use these dimensions and clearance instructions for planning purposes only. For detailed installation instructions, refer to installation guide, packed with product, or on the web at electroluxappliances.com.

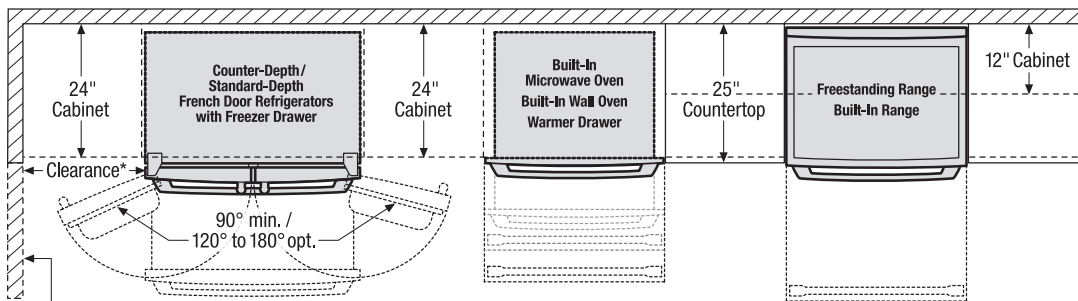
Front



When installing built-in cooking appliances in combination, 2"-high minimum visible gap between appliance faceplates required.

Clearance information for cooking appliances, provided in specific product's installation guide.


Top



*When installing a French door refrigerator adjacent to wall, cabinet or another appliance that extends beyond front edge of unit, 20" minimum clearance recommended to allow for optimum 120° to 180° door swing, providing complete drawer / crisper access and removal. (Absolute 4-1/2" minimum clearance will ONLY allow for 90° door swing which will provide limited drawer / crisper access with restricted removal.)

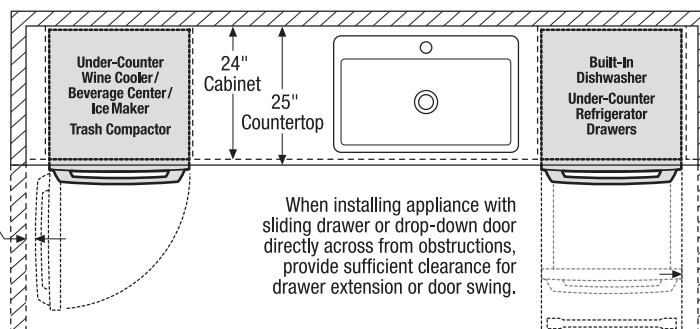
When installing appliance with sliding drawer or drop-down door directly across from obstructions, provide sufficient clearance for drawer extension or door swing.

Front



To ensure optimum performance, avoid installing refrigeration appliances in direct sunlight or near heat source.

Top



When installing appliance with side-swing door adjacent to wall, cabinet, or other obstruction that extends beyond front edge of appliance, door swing and handle clearance must be sufficient to allow access to appliance interior.

When installing appliance with sliding drawer or drop-down door directly across from obstructions, provide sufficient clearance for drawer extension or door swing.

When installing appliance with sliding drawer or drop-down door adjacent to wall, cabinet, or other obstruction that extends beyond front edge of appliance, allow 2" minimum clearance between drawer or door and obstruction.

Electrolux Major Appliances, N.A.

USA • 10200 David Taylor Drive • Charlotte, NC 28262 • 1-877-4electrolux (1-877-435-3287) • electroluxappliances.com
CANADA • 5855 Terry Fox Way • Mississauga, ON L5V 3E4 • 1-800-265-8352 • electroluxappliances.ca

INSTGDLNS_FDR EL 02/12

© 2012 Electrolux Home Products, Inc.

High standards of quality at Electrolux Home Products, Inc. mean we are constantly working to improve our products. We reserve the right to change specifications or discontinue models without notice.