


MODELS WTT32I30SB, WTT32I36SB, WTT32I42SB RANGE HOODS



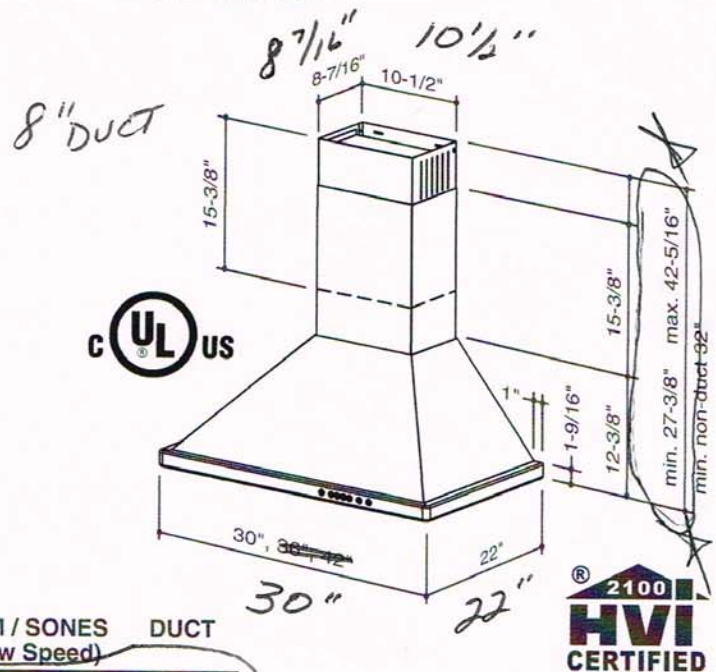
Traditional Italian design wall mount chimney hood. Design includes modern features and high performance necessary in today's upscale residential kitchens.

FEATURES

- Wall mount
- Finish: 430 Stainless Steel #4 Brushed
- Widths: 30", 36", 42"
- Depth: 22"
- Duct connector with back draft damper - 8" round
- Three-setting cook top lighting. Uses two (2), 50W, GU10 halogen lamps. Three (3) lamps on 42" wide hood. Bulbs included.
- Quick release stainless steel / aluminum mesh filters are dishwasher safe.
- 4-speed electronic push button control with blue backlit selection indicators.
- Powerful, centrifugal blower with high efficiency motor produces 600 CFM
- Quiet operation
- Heat Sentry™ - automatically turns blower to high speed when excess cooking heat is detected.
- Delay timer control automatically shuts off range hood after 5 minutes.
- Special control indicates when it's time to clean the filters.

OPTIONS

- Non-ducted kit - ANKWTT320 (for 30" wide hood), ANKWTT326 (for 36" & 42" wide hoods)
- Charcoal filters included
- Flue extension for 10-foot ceilings - AEWTT32SB
- Make-up Air damper - MD6T (6" duct), MD8T (8" duct)
- Transformer included
- Non-ducted Replacement Filters - AFCWTT32 (for 30" hood), AFCWTT326 (for 36" & 42" hoods)
- Includes (2) filters



SPECIFICATIONS

MODEL NO.	VOLTS	AMPS	CFM / SONES (High Speed)	CFM / SONES (Low Speed)	DUCT
WTT32I30SB	120	4.5	600 / 9.5	200 / 1.4	8" round
WTT32I36SB	120	4.5	600 / 9.5	200 / 1.4	8" round
WTT32I42SB	120	5.0	600 / 9.5	200 / 1.4	8" round

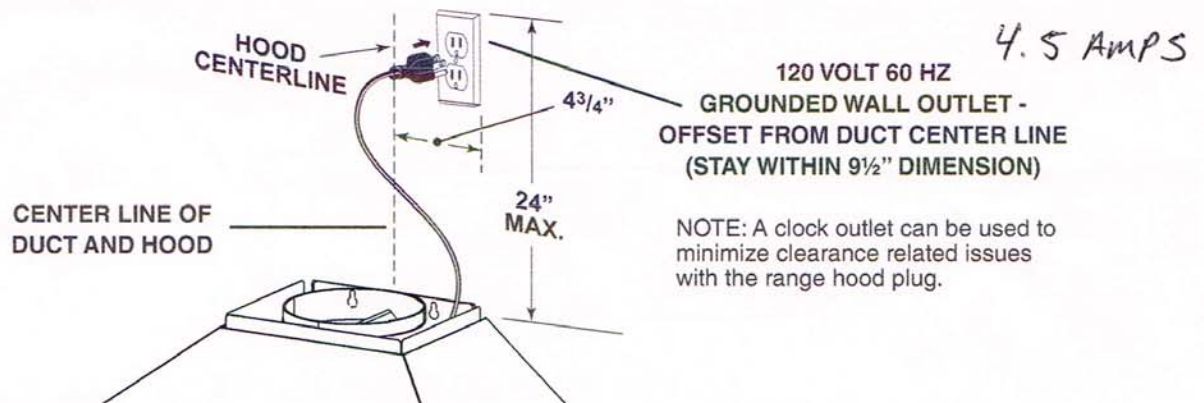


HVI-2100 CERTIFIED RATINGS comply with new testing technologies and procedures prescribed by the Home Ventilating Institute, for off-the-shelf products, as they are available to consumers. Product performance is rated at 0.1 in. static pressure, based on tests conducted in a state-of-the-art test laboratory. Sones are a measure of humanly-perceived loudness, based on laboratory measurements.

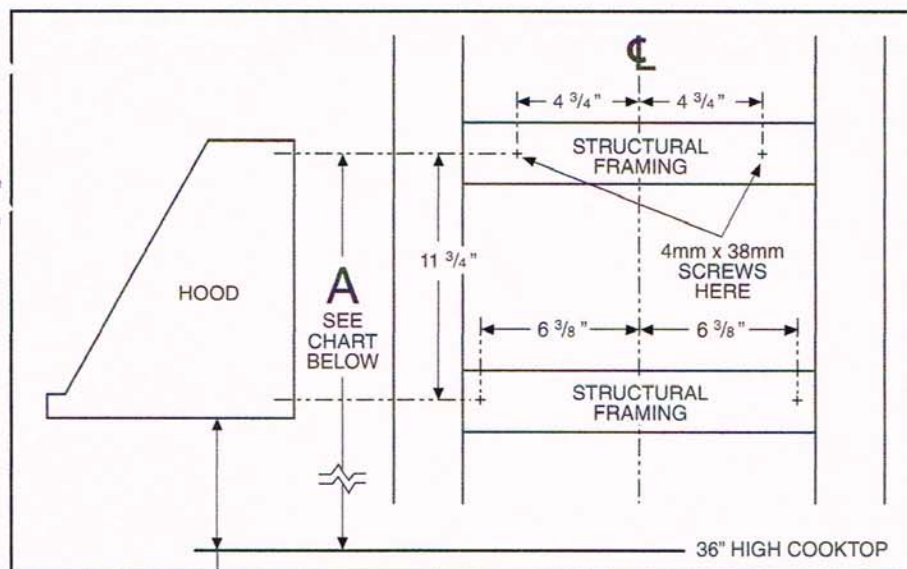
BEST Hartford, Wisconsin www.BestRangeHoods.com 800-558-1711

REFERENCE	QTY.	REMARKS	Project
			Location
			Architect
			Engineer
			Contractor
			Submitted by
			Date

WTT32I30SB, WTT32I36SB, WTT32I42SB WIRING



WTT32I30SB, WTT32I36SB, WTT32I42SB MOUNTING



- Desired Hood Distance (Above 36" High Cooktop)

	24"	25"	26"	27"	28"	29"	30"
Ceiling Height	Upper Mounting Screws Location (Distance above 36" High Cooktop) (Dimension "A")						
8 Feet	37-1/8"	38-1/8"	39-1/8"	40-1/8"	41-1/8"	*42-1/8"	*43-1/8"
9 Feet							43-1/8"
9 Feet with AEWTT32SB	**37-1/8"	**38-1/8"	**39-1/8"				
10 Feet with AEWTT32SB	37-1/8"	38-1/8"	39-1/8"	40-1/8"	41-1/8"	42-1/8"	43-1/8"

* Not applicable for non-duct installation.

**** For non-duct installation, use upper flue from AEWTT32SB and lower flue from standard hood.**