

KITCHEN CABINERY FLOOR PLAN

SCALE: 3/8" = 1' 0"

Classic Bath Designs, Inc.
 11544 Sheldon St., Sun Valley, CA 91352
 818.767.1144 fax: 818.767.1278



Cust: **Blackwell for Colby**

PO# SngFamDwelling

Scale: As Noted

KITCHEN

Approved _____

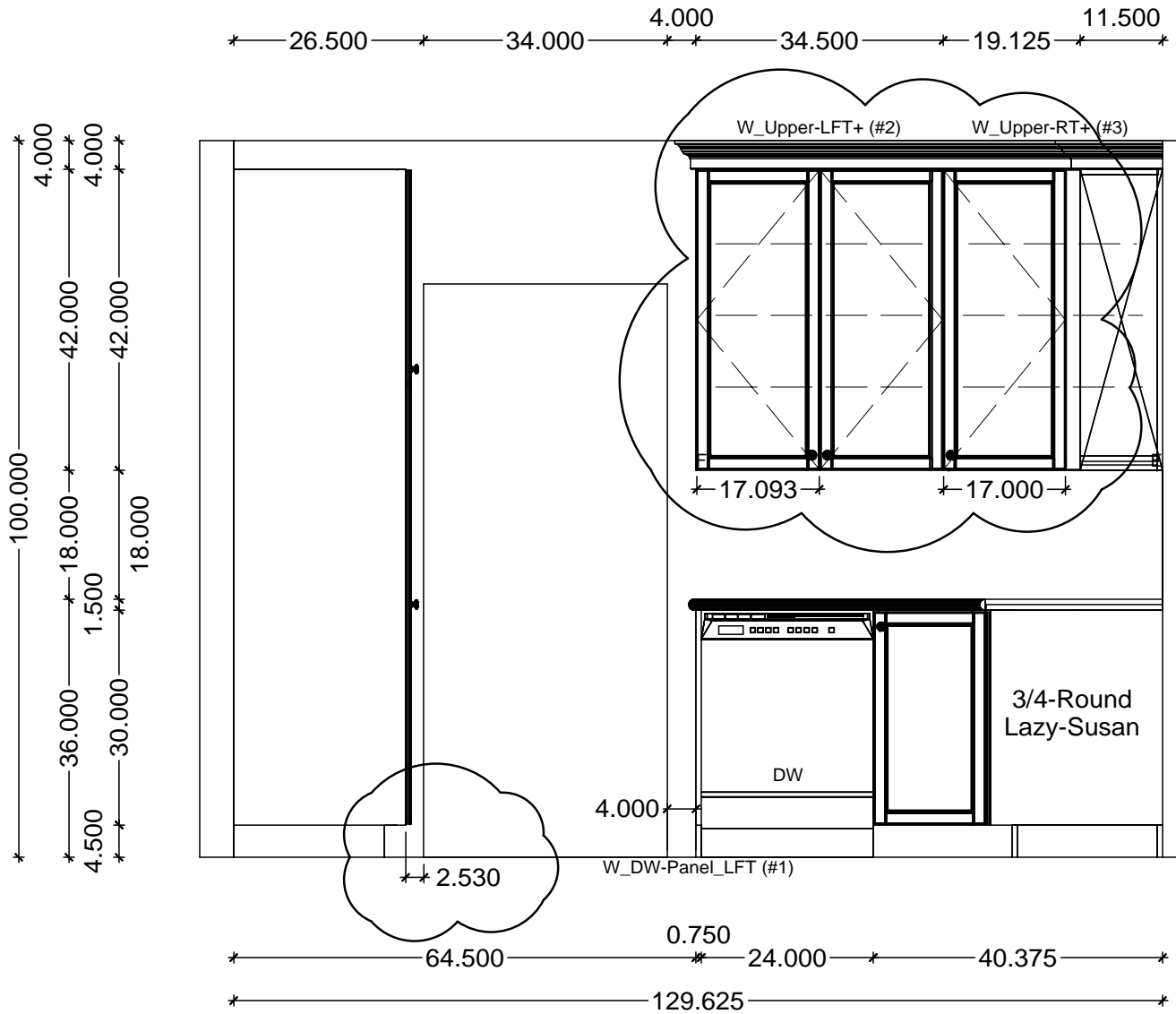
Job: FL_MelMap/PG:perSample_IntEB:MelMap

Size: A

Dr By: Brian

03/26/2013

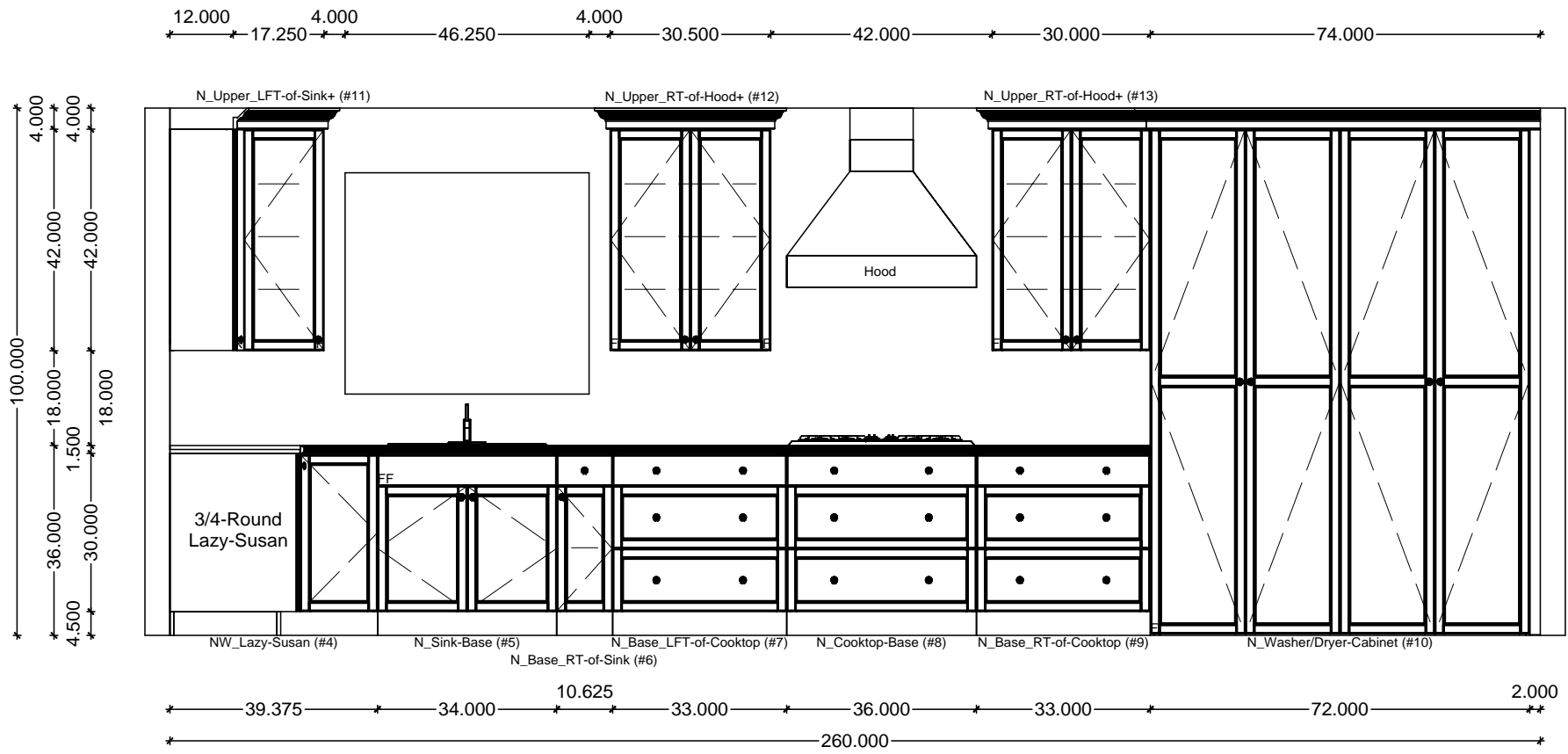
K.0



1 KITCHEN ELEVATION - WEST
SCALE: 1/2" = 1' 0"

Classic Bath Designs, Inc.
 11544 Sheldon St., Sun Valley, CA 91352
 818.767.1144 fax: 818.767.1278

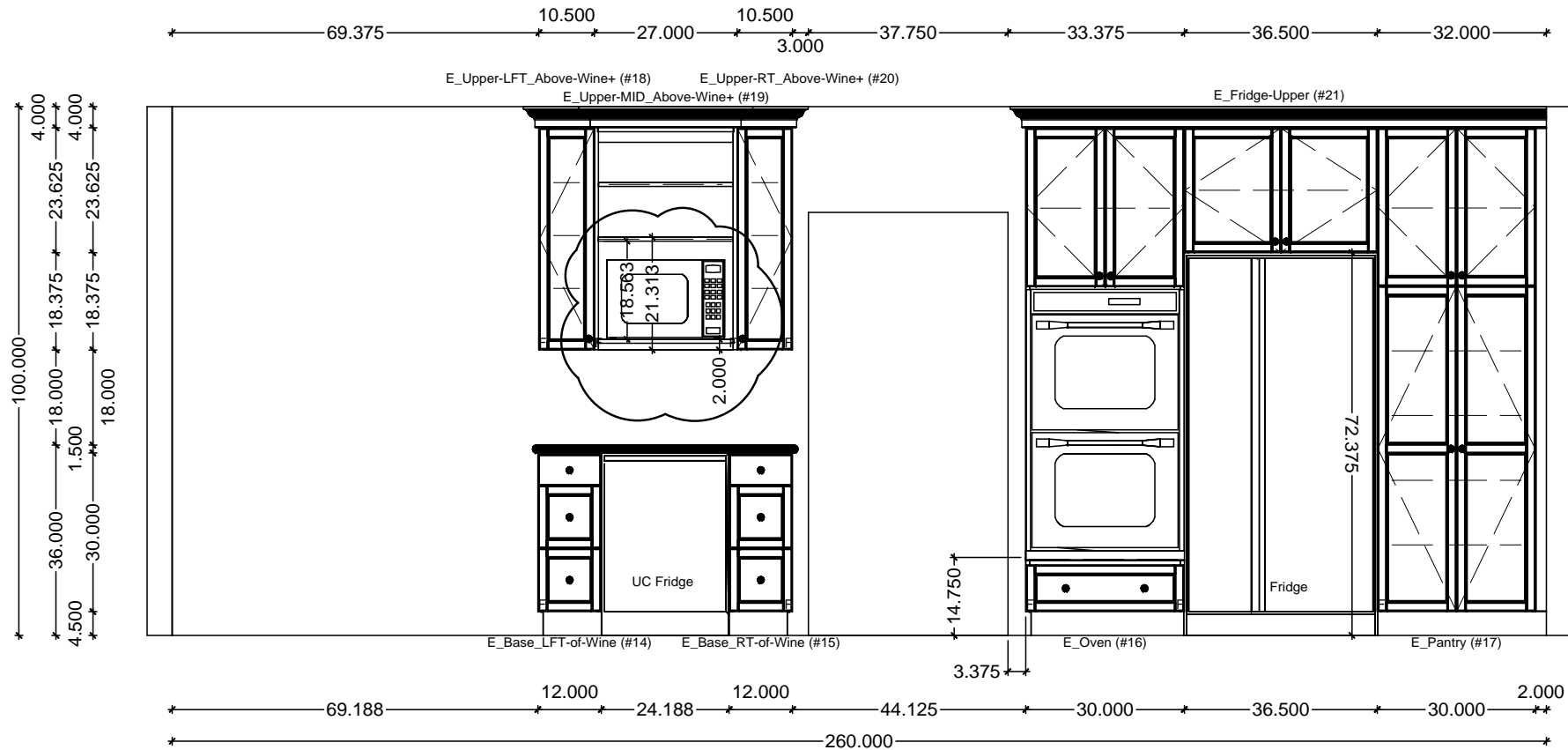
Cust: Blackwell for Colby	PO# SngFamDwelling	Scale: As Noted	KITCHEN	K.1
Approved _____	Job: FL_MelMap/PG:perSample_IntEB:MelMap	Size: A	Dr By: Brian 03/26/2013	



1 KITCHEN ELEVATION - NORTH
SCALE: 3/8" = 1' 0"

Classic Bath Designs, Inc.
11544 Sheldon St., Sun Valley, CA 91352
818.767.1144 fax: 818.767.1278

Cust: Blackwell for Colby	PO# SngFamDwelling	Scale: As Noted	KITCHEN	K.2
Approved _____	Job: FL_MelMap/PG:perSample_IntEB:MelMap	Size: A	Dr By: Brian 03/26/2013	



1 KITCHEN ELEVATION - EAST
 SCALE: 3/8" = 1' 0"

Classic Bath Designs, Inc.
 11544 Sheldon St., Sun Valley, CA 91352
 818.767.1144 fax: 818.767.1278

Cust: Blackwell for Colby

PO# SngFamDwelling

Scale: As Noted

KITCHEN

Approved _____

Job: FL_MelMap/PG:perSample_IntEB:MelMap

Size: A

Dr By: Brian

03/26/2013

K.3