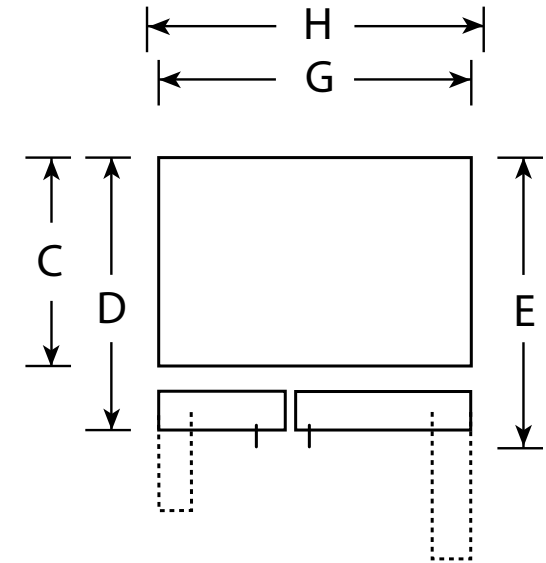
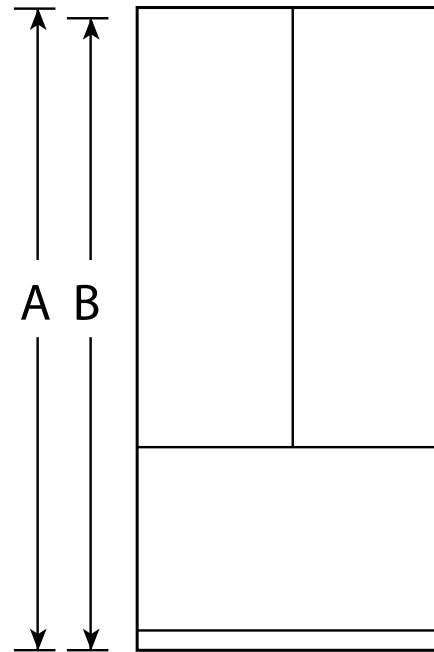


CFE29TSD

GE Cafe™ Series ENERGY STAR® 28.6 Cu. Ft. French-Door Ice & Water Refrigerator

Dimensions and Installation Information (in inches)

Overall Dimensions	Height to top of hinge (in.) A	69-7/8
	Height to top of case (in.) B	69
	Case depth without door (in.) C	29-3/8
	Case depth less door handle (in.) D	35-1/4
	Case depth with door handle (in.) E	36-1/4
	Depth with fresh food door open 90° (in.) F	48-3/8
	Width (in.) G	35-3/4
	Width with door open 90° inc. door handle (in.) H	44-3/4
Air	Each side (in.)	1/8
	Top (in.)	1
	Back (in.)	2



For answers to your Monogram®, Cafe™ Series, Profile™ Series or GE® appliance questions, visit our website at geappliances.com or call GE Answer Center® service, 800.626.2000.



imagination at work



Listed by
Underwriters
Laboratories



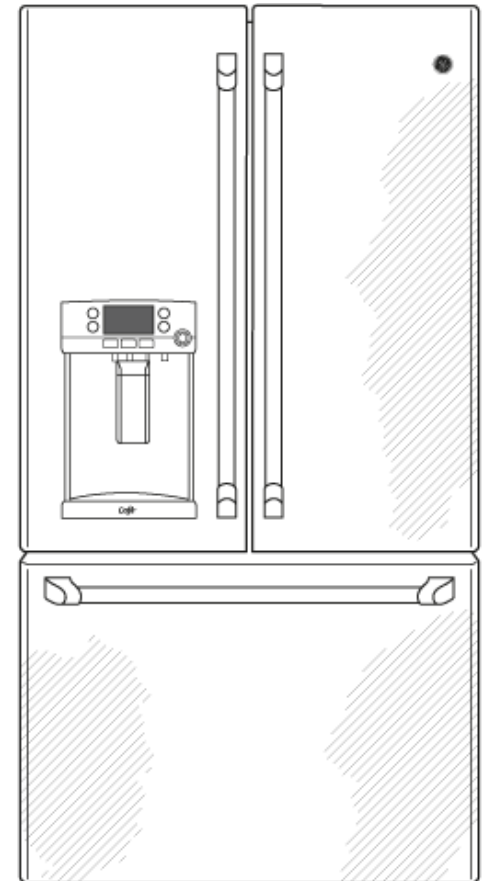
As an ENERGY STAR® partner, GE has determined that this product meets the ENERGY STAR guidelines for energy efficiency.

CFE29TSD

GE Café™ Series ENERGY STAR® 28.6 Cu. Ft. French-Door Ice & Water Refrigerator

Features and Benefits

- GE Café™ stainless steel - Complemented by robust handles to add a professional look to your kitchen
- Stainless steel Café™ dispenser with pullout tray - Offers professional style and an extra-tall dispenser to easily fill large containers
- Hot water dispenser - Lets you choose your own temperature or from one of the 4 pre-programmed settings to simplify hot food and drink preparation
- Odor filtration - Removes odors and lose the baking soda
- TwinChill™ evaporators - Separate climates in the fresh food and freezer sections help maintain temperature and humidity levels to keep foods fresh
- Advanced filtration system - GE's exclusive filtration system removes trace pharmaceuticals from water and ice
- Drop-down tray - Allows for extra door storage when you need it and tucks away when you don't
- Showcase LED lighting - Positioned throughout the interior and under fresh food doors to spotlight foods inside the refrigerator and in the freezer
- Space saving icemaker - Located on the door with integrated bins to create more usable storage space
- Full-width electronic temperature-controlled drawer with colored LED lights - 5 accurate settings deliver the optimal temperature for your favorite foods, while colored lights indicate the chosen setting
- Turbo Cool and Turbo Freeze settings - An extra boost of cold air restores interior to set temperature for optimum food freshness
- Model CFE29TSDSS - Stainless steel



imagination at work



As an ENERGY STAR® partner, GE has determined that this product meets the ENERGY STAR guidelines for energy efficiency.