

BI-48 SID/O



**FEATURES**

- LED Lighting for brighter interior

---

- Overlay design accepts cabinetry panels of all kinds

---

- Ice and chilled water dispenser inside the refrigerator marries convenience and aesthetics

---

- Dual refrigeration keeps food fresher longer

---

- Air purification system fights spoilage, odors

---

- Crispers and deli drawers in low-temp, high-humidity zones for optimum freshness

---

- Microprocessor control assures peak performance

---

- Water-filtration system reduces contaminants, chlorine taste and odor

---

- Freshness cards for maximum food preservation

---

- Rigorously tested in our U.S. manufacturing facilities to ensure decades of use

---

- Exceptional 24/7 support from Madison, WI-based Customer Care team

---

- Magnetic door seal system locks in cold air

---

- Automatic ice maker with "max ice" feature

---

- Adjustable shelves for maximum convenience

---

- Ice and chilled water dispenser inside the refrigerator marries convenience and aesthetics

**ACCESSORIES**

- 48" Stainless Steel Kickplate

---

- 90° Door Stop

---

- Air Purification Cartridge

---

- Custom Front Panel Mounting Kit

---

- Custom Side Panel Mounting Kit

---

- Egg Container

---

- Extended Framed Handle Kit

---

- Framed Handle Kit

---

- Framed Louvered Grille Insert

---

- Framed Stainless Steel Front Panels

---

- Framed White Front Panels

---

- Pro Louvered Flush Inset Grille - 84"

---

- Stainless Steel Flush Inset Freezer Door Panel with Pro Handle

---

- Stainless Steel Flush Inset Freezer Door Panel with Tubular Handle

---

- Stainless Steel Flush Inset Grille Panel

---


- Stainless Steel Flush Inset Refrigerator Door Panel with Pro Handle

---

- Stainless Steel Flush Inset Refrigerator Door Panel with Tubular Handle

---

- Stainless Steel Side Panel



**HANDLE ACCESSORIES**

PRO



TUBULAR



**PRODUCT DETAILS**

**REFRIGERATOR**

- Internal ice and water dispenser
- 4 Adjustable glass shelves
- 1 Stationary glass shelf
- 1 High-humidity drawer with divider
- 2 Storage drawers with divider
- 3 Adjustable door shelves
- 2 Stationary door shelves
- Adjustable dairy compartment

**FREEZER**

- 3 Adjustable wire shelves
- 1 Stationary solid shelf
- 3 Storage drawers
- 5 Adjustable door shelves
- Automatic ice maker

Water Filter 4204490

---

White Side Panel

---

Side panel mounting kit

---

Stainless Steel Pro Handles

---

Stainless Steel Tubular Handles

---

Built-In Louvered Grilles

---

Built-In Overlay or Flush Inset Grille Frames

Accessories are available through an authorized dealer.  
For local dealer information, visit [subzero-wolf.com/locator](http://subzero-wolf.com/locator).

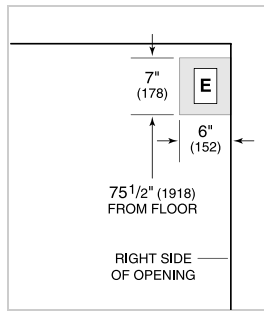
---

Specifications are subject to change without notice. This information was generated on February 21, 2019. Verify specifications prior to finalizing your cabinetry/enclosures.

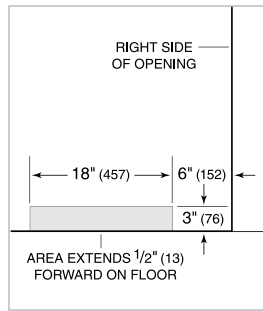
**PRODUCT SPECIFICATIONS**

Model	BI-48SID/O
Dimensions	48"W x 84"H x 24"D
Door Clearance	30"
Weight	656 lbs
Refrigerator Capacity	18.6 cu. ft.
Freezer Capacity	9.6 cu. ft.
Electrical Supply	115 VAC, 60 Hz
Electrical Service	15 amp dedicated circuit
Receptacle	3-prong grounding-type

**ELECTRICAL**



**PLUMBING**



**PANEL SPECIFICATIONS** For complete panels specifications including width/height, weight requirements, thickness requirements and offset details visit [subzero-wolf.com/builtinconfigurator](http://subzero-wolf.com/builtinconfigurator).

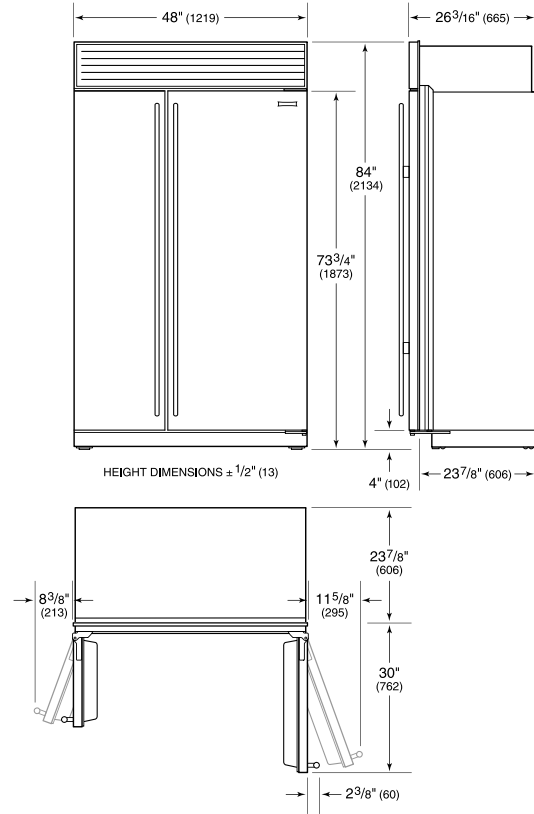
**NOTE:** Dimensions in parenthesis are in millimeters unless otherwise specified

**INTERIOR VIEW**

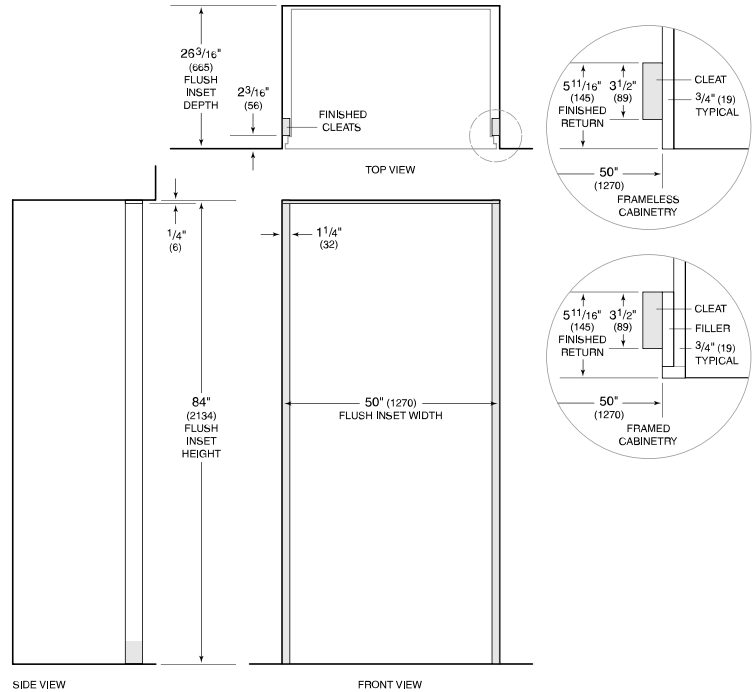


This illustration is intended for interior reference only and may not represent the exterior of the model being specified.

**DIMENSIONS**



**FLUSH INSET INSTALLATION**



**NOTE:** 3/2" (89) finished returns and shaded areas will be visible and should be finished to match cabinetry. Shaded line represents profile of unit with 3/4" (19) panel.